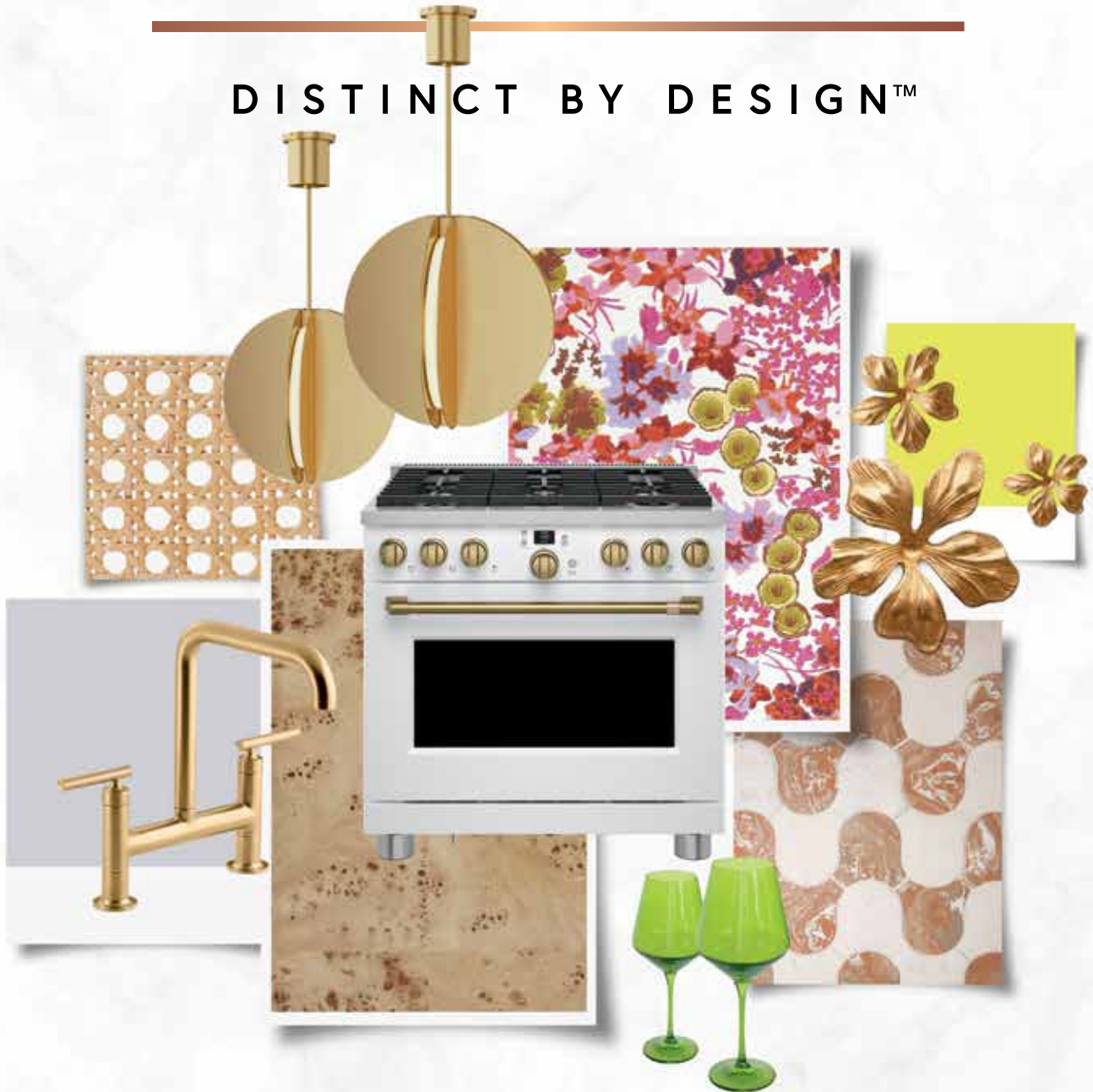


CAFÉ

DISTINCT BY DESIGN™



3

Introduction

4

Meet the Designer

6

Customizable Professional Collection

7

The Modern Glass Collection

8

Matte Black

12

Matte White

16

Stainless Steel

20

Modern Glass

22

Complete the Look

30

Café & Kohler

31

Model Selection Guide & Hardware Customization Guide

Table of Contents




Meet the Designer:

TK Wismer,

Café Creative Director

At KBIS 2024 we're bringing Spring/Summer and Fall/Winter fashion trends to life in runway worthy looks that disrupt all expectations of a traditional kitchen design. We're focused on self-expression and authentic personal style and invite you to discover creative possibilities of attainable customization in kitchen appliances often only found in high end luxury.



It's time appliances had a personality. **Yours.**

Growing trends call for a forward-thinking approach to appliances – one that rethinks the use of materials. That's why Café™ offers a collection of modern kitchen appliance finishes that create a canvas to convey your unique style: Matte Black, Matte White, Stainless Steel, or Platinum Glass. And, our distinct line of customizable hardware options can complete your look with accents that truly distinguish your kitchen aesthetic.

Meet the Designer:

Isabel Ladd

As a self-proclaimed maximalist designer, Isabel Ladd loves to layer gorgeous colors and patterns to create rooms with depth and character. After attending fashion school and working in the Los Angeles fashion scene, she transitioned her love of textiles into a passion for interior design – opening her own company, Isabel Ladd Interiors, based in Kentucky.

Isabel's Top 3

HOME DESIGN PHILOSOPHIES ARE:

- 1 **More is more; less is a bore.**
- 2 Beige is *NOT* a color.
- 3 And, above all, **mix don't match.**



Shop
Isabel's Kitchen



“ I passionately believe that your home should be a reflection of who you are now. And it doesn't have to be permanent. You can paint later; you can wallpaper later as your desires change. And that's just a huge takeaway. If I were to teach anybody anything, it's that design doesn't have to be done. ”



4-Door French-Door Refrigerator in Matte Black with Brushed Brass Hardware & Kohler Faucet



Dual Fuel Commercial-Style Range in Emerald Green with Brushed Brass Hardware



Express Finish Toaster in Matte Black

Express Your Style

Interchangeable knob and handle kits pair with bold appliance finishes for a look that's *uniquely yours*.

Customizable Professional Collection




Matte Black with Flat Black Hardware



Stainless Steel with Brushed Stainless Hardware



Matte White with Brushed Brass Hardware



Modern Appeal

A reflective glass finish and angular, modern lines pair together for a contemporary look you won't find anywhere else.

Modern Glass Collection



Platinum Glass



the Black Tie Affair *kitchen*

*Featured in
Matte Black
with Flat Black
Hardware*

This aesthetic brings the runway to your kitchen with bold, high-fashion details. Inspired by the vibrant gowns of the elite, deep orange and beetroot tones pop against the dramatic black backdrop for an extra dose of drama.

28.7 Cu. Ft. Smart 4-Door
French-Door Refrigerator with
Dual-Dispense AutoFill Pitcher
CGE29DP3TD1

Flat Black Refrigerator Handle Kit
CXQB4H4PNFB


30" Smart French-Door,
Double Wall Oven with Convection
CTD90FP3MD1

Flat Black Oven Handle Kit
CXWDFHKPMFB

48" Smart Dual-Fuel Commercial-Style
Range with 6 Burners and Griddle
C2Y486P3TD1

Flat Black Range Handle Kit
CXPR8HKPTFB

Complete the
look with
KOHLER



Black Tie Affair with Flat Black

Create a bold new look in your kitchen with unique black finishes from Café and Kohler.



Brass & Black
Inspired by the runway at NYFW

As seen in Vogue

*Café Matte Black & Flat Black
x KOHLER Matte Black*

Matte Black



Café™ 36" Smart Commercial-Style Range with 6 Burners, available in All-Gas and Dual-Fuel models

Model #C2Y366P3TD1

This Café commercial-style range is inspired by professional kitchens.

NEW! DUAL-DISPENSE
AUTOFILL PITCHER



Café™ 28.7 Cu. Ft. Smart 4-Door French-Door Refrigerator With Dual-Dispense AutoFill Pitcher

Model #CGE29DP3TD1

This Café refrigerator has a Dual-Dispense Autofill Pitcher on the inside. Enjoy chilled, delicious water anytime with a pitcher that automatically refills when placed on its docking station.



Café™ Stainless Interior Dishwasher with Ultra Wash & Dual Convection Dry

Model #CDT875P3ND1

This unit features a comprehensive wash system with over 90 jets and a premium drying system.

Flat Black



Café™ 36" Handle & Knob Set for Pro Range and Rangetop

Model #CXPR6HKPTFB



Café™ Refrigeration Handle Kit

Model #CXMB3H3PNFB



Café™ Dishwasher Handle Kit

Model #CXADTH1PMFB

Matte Black



KOHLER Crue® Kitchen Faucet

A contemporary collection paired with thoughtful technology that adapts to any kitchen design.

Model #K-22972-BL



KOHLER Purist® Pendant

The sleek lines and modern design of Purist lighting complement contemporary home decor.

Model #K-27265-PE02-BLL

CAFÉ KOHLER

CAFÉ KOHLER

the Cabana Club Couture kitchen

*Featured in
Matte White with
Brushed Brass
Hardware*

This beautiful, light kitchen will have you booking your next sunny getaway. Inspired by vintage art deco travel posters, tropical hues, bold textures, and lively patterns pop against the clean white backdrop for a vibrantly bright aesthetic.

28.7 Cu. Ft. Smart 4-Door French-Door Refrigerator With Dual-Dispense AutoFill Pitcher
CGE29DP4TW2

Brushed Brass Refrigerator Handle Kit
CXQB4H4PNCG

36" Smart Dual-Fuel Commercial-Style Range with 6 Burners
C2Y366P4TW2

Brushed Brass Range Handle Kit
CXPR6HKPTCG

Wine/Beverage Center
CCP06DP4W2

Brushed Brass Wine/Beverage Handle Kit
CXQW1H1PPCG

Complete the look with
KOHLER



“We already know Matte White works in a neutral palette, but I wanted to show people how striking the finish could be when used in a bolder design.”



T.K. Wismer
Creative Director, CAFÈ

Cabana Couture with Brushed Brass

Express your unique style with distinct brass finishes from Café and Kohler.



Brass & Black
Inspired by the runway at NYFW

As seen in Vogue

*Café Matte White & Brushed Brass
x KOHLER Vibrant Brushed Moderne Brass*



Matte White



Café™ 36" Smart Commercial-Style Range with 6 Burners, available in All-Gas and Dual-Fuel models

Model #C2Y366P4TW2

This Café commercial-style range is inspired by professional kitchens.

*NEW! DUAL-DISPENSE
AUTOFILL PITCHER*



Café™ 28.7 Cu. Ft. Smart 4-Door French-Door Refrigerator With Dual-Dispense AutoFill Pitcher

Model #CGE29DP4TW2

This Café refrigerator has a Dual-Dispense Autofill Pitcher on the inside. Enjoy chilled, delicious water anytime with a pitcher that automatically refills when placed on its docking station.



Café™ Stainless Interior Dishwasher with Ultra Wash & Dual Convection Dry

Model #CDT875P4NW2

This unit features a comprehensive wash system with over 90 jets and a premium drying system.

Brushed Brass



Café™ 36" Handle & Knob Set for Pro Range and Rangetop

Model #CXPR6HKPTCG



Café™ Refrigeration Handle Kit

Model #CXQB4H4PNCG



Café™ Dishwasher Handle Kit

Model #CXADTH1PMCG

Vibrant Brushed Moderne Brass



KOHLER Tone® Kitchen Faucet

With clean lines and a soft teardrop base, the warm minimalist style of the Tone kitchen faucet collection makes for a perfect fit in any space.

Model #K-23766-2MB



KOHLER Tone® Pendant


The Tone pendant delivers a fresh take on mid-century modern style.

Model #K-31771-PE01-BML

the Earthen Essence *kitchen*

*Featured in
Stainless Steel with
Brushed Bronze
Hardware*

Earth-toned neutrals warm this kitchen while vibrant shocks of color inject a playful pop of interest. Metallics lean stainless and bronze, harmonizing with the sustainable material of cork for a desert-inspired decor.



Creating
a mood
is also
about what
people
*hear, taste
& feel.*

Stainless Steel
Interior Dishwasher
CDT845P2NS1

Beverage Center
CCP06BP2PS1

30" Smart Slide-In, Front-Control,
Radiant and Convection Range
CES700P2MS1



Timeless Sheen with Stainless Steel

Create a gleaming, streamlined kitchen with classic stainless finishes from Café and Kohler.



*Café Stainless Steel & Brushed Stainless
x KOHLER Polished Chrome*

Stainless Steel



Café™ 30" Smart Slide-In, Front-Control, Radiant and Convection Range

Model #C2Y366P4TW2



Café™ 36" Integrated Bottom-Freezer Refrigerator

Model #CIC36LP2VS1



Café™ Beverage Center

Model #CCP06BP2PS1

Brushed Bronze



Café™ 30" Handle & Knob Set for Pro Range and Rangetop

Model #CXPR6HKPTBZ



Café™ Refrigeration Handle Kit

Model #CXSB2H2PPBZ



Café™ Beverage Center Handle Kit

Model #CXQW1H1PPBZ

Stainless Steel



KOHLER Purist® Semi-Professional Kitchen Faucet

Simple architectural forms combine with sensual design lines to create an archetype of modern, minimalist style.

Model #K-24982-CP



Café™ BELLISSIMO Semi Automatic Espresso Machine + Frother

Model #C7CESAS2RS3

**Café Stainless Steel models come pre-installed with Brushed Stainless hardware.*



*Featured
in
Platinum
Glass*

the Modern Glass *kitchen*

This kitchen exudes style with its clean lines, integrated design and appliances with a glass overlay finish. The color story is revealed through chalky pastels and skin-tone shades that complement the marble countertop and backsplash.

Stainless Steel
Interior Dishwasher
CDT875M5NS5

36" Touch-Control
Electric Cooktop
CEP90362TSS

27.8 Cu. Ft. Smart 4-Door French-Door
Refrigerator in Platinum Glass
CVE28DM5NS5

Choose *your* Brew

SPECIALTY GRIND AND BREW COFFEE MAKER:
Freshest single cup



1. Save space with a compact, stylish design.
2. 72 oz. Removable Water Reservoir for simple refilling.
3. Internal Water Filter for the freshest brew.
4. WiFi enabled for access anywhere.

5. Adjustable Burr Grinder with 6 settings.
6. Accommodates whole bean or fresh ground coffee.
7. Gold Cup Standard SCA Certified Coffee.
8. Brew a single serving or an entire carafe.



SPECIALTY DRIP COFFEE MAKER:
Four SCA certified brew modes



BELLISSIMO SEMI-AUTOMATIC ESPRESSO MACHINE + FROTHER
Statement drinks made by you



AFFETTO AUTOMATIC ESPRESSO MACHINE + FROTHER
Extra style, extra caffeine

Complete the Look



Café™ Couture™ Oven with Air Fry
C9OAAAS4R



Express Finish Toaster
C9TMA2S4PW3

PERFECTLY DESIGNED
TO COMPLEMENT YOUR
CAFÉ KITCHEN.

Countertop Appliances Available in



Stainless Steel



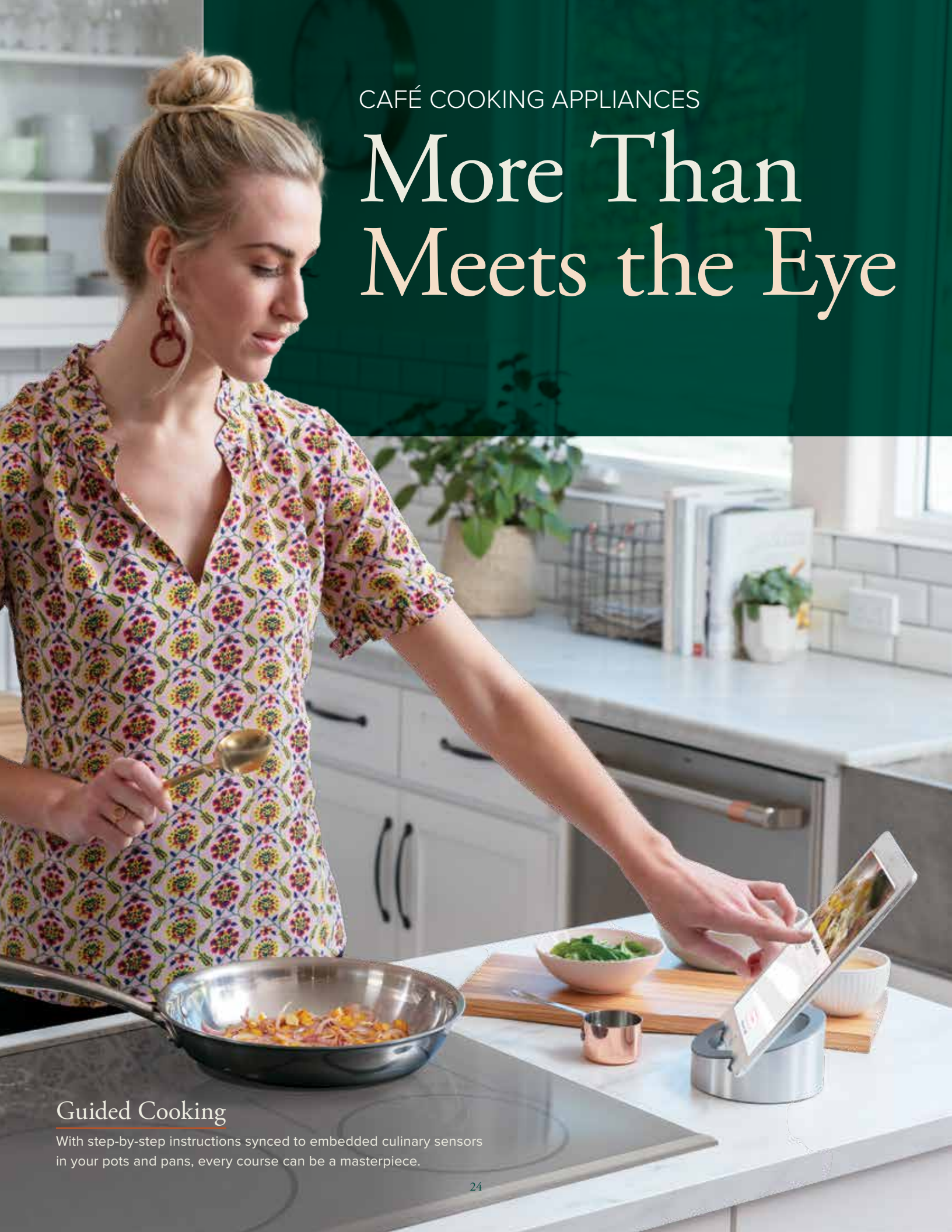
Matte White



Matte Black

CAFÉ COOKING APPLIANCES

More Than Meets the Eye



Guided Cooking

With step-by-step instructions synced to embedded culinary sensors in your pots and pans, every course can be a masterpiece.

HIGH-PERFORMANCE RANGES HELP YOU COOK AND LOOK LIKE THE PROS.



Caterer Oven

Fits a full-size catering pan and has one Smooth-Glide extension rack and two enamel-coated flat racks.



Inspiral Burner™

This industry-exclusive burner offers increased heat efficiency and more even heating of cookware.

Voice Control

Use the power of your voice to change temperatures, control power settings and even open the oven hands-free.

SmartHQ™

Enjoy total control in the kitchen and beyond via our free SmartHQ™ app and your smart device.

Over-the-Air Updates

Our downloadable software upgrades deliver new cooking modes, such as Air Fry cooking and more, to add to your culinary repertoire.



Precision Temperature Probe

An innovative temperature probe helps you achieve the perfect level of doneness for oven favorites.



Air Fry

Cook healthier, crispier versions of your favorite foods in less time, with no preheating required.



Dual-Dispense AutoFill Pitcher

Enjoy chilled, delicious water anytime with a pitcher that automatically refills when placed on its docking station. Two curated pouring options give you quick access to filtered water.

LED Light Wall

Uniform light spans the back wall of the refrigerator, so every item is easy to find.

Convertible Drawer with Glass Dividers

This clean, aesthetic storage solution allows for simplified organization.

Convertible Drawer with Soft Freeze

An adjustable temperature drawer offers five customized temperature settings ranging from 23°F to 42°F.



MODERN REFRIGERATORS THAT
**Make a Statement
in Your Kitchen**


CAFÉ CUSTOMFIT DISHWASHERS

A Place for Everything.



TUMBLERS. BLENDER
BLADES. EXPENSIVE
STEMWARE.

Café's new CustomFit Dishwashers offer the ultimate flexibility for all your favorite items with the style and performance you expect from Café.



CustomFit Top Rack with UltraWash™

Load your way in this adjustable top rack that slides to accommodate taller items below and features a zone with powerful jets to target stuck-on food.



CustomFit Basket with UltraWash™

Accommodate more in this flexible basket with dedicated wash jets – designed to delicately clean all your silverware, tall stemware and reusable straws to a sparkling clean.



CustomFit Lid Caddy

Designed to hold lids and blender blades at the perfect position for cleaning, this Lid Caddy restricts water from pooling, so pieces come out clean and dry.

CAFÉ + KOHLER

TWO BOLD BRANDS. ONE DISTINCT LOOK.

Café continues to set trends with curated finishes inspired by the runway.

Now Café joins design forces with iconic brand KOHLER to bring complementary hardware finishes to the kitchen space, so you can reflect your unique style.

Together these brands are bold thought leaders in design that power self-expression.



CAFÉ
BRUSHED STAINLESS



KOHLER PURIST
SEMI-PROFESSIONAL
KITCHEN FAUCET
VIBRANT STAINLESS



CAFÉ
FLAT BLACK



KOHLER CRUE
KITCHEN FAUCET
MATTE BLACK



CAFÉ
BRUSHED BRONZE



KOHLER VIBRANT
KITCHEN FAUCET
BRUSHED BRONZE



CAFÉ
BRUSHED BRASS



KOHLER TONE
KITCHEN FAUCET
VIBRANT BRUSHED
MODERN BRASS

THE MODEL Selection Guide

| | Stainless | Matte White | Matte Black | Platinum Glass |
|---|-------------|-------------|-------------|----------------|
| BOTTOM-FREEZER REFRIGERATION | | | | |
| 19 CU. FT. 33" COUNTER-DEPTH REFRIGERATOR, INTERNAL DISPENSER | CWE19SP2NS1 | CWE19SP4NW2 | CWE19SP3ND1 | |
| 22 CU. FT. 4-DOOR COUNTER-DEPTH REFRIGERATOR | CXE22DP2PS1 | CXE22DP4PW2 | CXE22DP3PD1 | CXE22DM5PS5 |
| 22 CU. FT. COUNTER-DEPTH REFRIGERATOR, EXTERNAL ICE & WATER | CYE22TP2MS1 | CYE22TP4MW2 | CYE22TP3MD1 | |
| 22 CU. FT. COUNTER-DEPTH REFRIGERATOR, EXTERNAL ICE & WATER, KEURIG K CUP | CYE22UP2MS1 | | | |
| 23 CU. FT. FRENCH-DOOR REFRIGERATOR | CWE23SP2MS1 | CWE23SP4MW2 | CWE23SP3MD1 | |
| 28 CU. FT. 4-DOOR REFRIGERATOR | CVE28DP2NS1 | CVE28DP4NW2 | CVE28DP3ND1 | CVE28DM5NS5 |
| 28 CU. FT. FRENCH-DOOR REFRIGERATOR, HOT WATER DISPENSER | CFE28TP2MS1 | CFE28TP4MW2 | CFE28TP3MD1 | |
| 28 CU. FT. FRENCH-DOOR REFRIGERATOR, KEURIG K CUP | CFE28UP2MS1 | | | |
| 28 CU. FT. QUAD DOOR REFRIGERATOR, PLATINUM GLASS | | | | CAE28DM5TS5 |
| 28 CU. FT. QUAD DOOR REFRIGERATOR, PLATINUM GLASS | | | | CQE28DM5NS5 |
| 29 CU. FT. 4-DOOR REFRIGERATOR, DUAL DISPENSE | CGE29DP2TS1 | CGE29DP4TW2 | CGE29DP3TD1 | CGE29DM5TS5 |
| BUILT-IN REFRIGERATION | | | | |
| 36" INTEGRATED BOTTOM FREEZER, SINGLE DOOR, LEFT HINGE | CIC36LP2VS1 | | | |
| 36" INTEGRATED BOTTOM FREEZER, SINGLE DOOR, RIGHT HINGE | CIC36RP2VS1 | | | |
| 36" INTEGRATED FRENCH-DOOR BOTTOM FREEZER | CIP36NP2VS1 | | | |
| 42" BUILT-IN SXS REFRIGERATOR, EXTERNAL ICE & WATER | CSB42YP2NS1 | | | |
| 42" BUILT-IN SXS REFRIGERATOR, NON-DISPENSER | CSB42WP2NS1 | | | |
| 48" BUILT-IN SXS REFRIGERATOR, EXTERNAL ICE & WATER | CSB48YP2NS1 | | | |
| 48" BUILT-IN SXS REFRIGERATOR, NON-DISPENSER | CSB48WP2NS1 | | | |
| SIDE-SIDE REFRIGERATION | | | | |
| 22" SXS, COUNTER-DEPTH REFRIGERATOR, EXTERNAL ICE & WATER | CZS22MP2NS1 | | | |
| WINE RESERVES & BEVERAGE CENTERS | | | | |
| UNDERCOUNTER BEVERAGE CENTER | CCP06BP2PS1 | CCP06BP4PW2 | CCP06BP3PD1 | CCR06BM2PS5 |
| UNDERCOUNTER WINE CENTER | CCP06DP2PS1 | CCP06DP4PW2 | | |
| ICE MAKERS | | | | |
| 15" ICE MAKER, CLEAR ICE | UCC15NPR11 | | | |
| 15" ICE MAKER, NUGGET ICE | UNC15NPR11 | | | |
| DOOR PANEL KIT | CK1UP150RS1 | CK1UP150RW2 | CK1UP150RD1 | |
| BUILT-IN DISHWASHERS | | | | |
| NEW! CUSTOMFIT SMART DISHWASHER - ULTRA WASH & DRY, 42 DBA | CDT828P2VS1 | | | |
| NEW! CUSTOMFIT SMART DISHWASHER - ULTRA WASH TOP RACK AND DUAL CONVECTION ULTRA DRY, 44 DBA | CDT858P2VS1 | CDT858P4VW2 | CDT858P3VD1 | |
| NEW! CUSTOMFIT SMART DISHWASHER - ULTRA WASH TOP RACK AND DUAL CONVECTION ULTRA DRY, LED LIGHTS, 39 DBA | CDT888P2VS1 | CDT888P4VW2 | | CDP888M5VS5 |
| TOP CONTROL DISHWASHER, SANITIZE, ULTRA WASH & DRY | CDT805PNS1 | | | |
| TOP CONTROL DISHWASHER, SANITIZE, ULTRA WASH & DRY | CDT845P2NS1 | CDT845P4NW2 | CDT845P3ND1 | |
| TOP CONTROL DISHWASHER, SANITIZE, ULTRA WASH, DUAL ULTRA DRY | | | | CDT875M5NS5 |
| TOP CONTROL DISHWASHER, SANITIZE, ULTRA WASH, DUAL ULTRA DRY | CDT875P2NS1 | CDT875P4NW2 | | |
| DISHWASHER DRAWERS | | | | |
| DOUBLE DRAWER | CDD420P2TS1 | CDD420P4TW2 | CDD420P3TD1 | |
| SINGLE DRAWER | CDD220P2WS1 | CDD220P4WW2 | CDD220P3WD1 | |

THE MODEL SELECTION GUIDE (CONT.)

| | Stainless | Matte White | Matte Black | Platinum Glass |
|---|-------------|-------------|--------------|----------------|
| BUILT-IN MICROWAVE OVENS | | | | |
| 1.2 CU. FT. BUILT-IN DRAWER MICROWAVE OVEN | CWL112P2RS1 | CWL112P4RW5 | CWL112P3RD5 | |
| 30" BUILT-IN MICROWAVE CONVECTION OVEN | CWB713P2NS1 | | | |
| OVER-THE-RANGE MICROWAVE OVENS | | | | |
| 1.7 CU.FT OVER-THE-RANGE MICROWAVE, CONVECTION, AIR FRY | CVM517P2RS1 | CVM517P4RW2 | CVM517P3RD1 | |
| 1.9 CU. FT. OVER-THE-RANGE MICROWAVE OVEN | CVM519P2PS1 | | | |
| 2.1 OVER-THE-RANGE MICROWAVE, CHEF CONNECT | CVM521P2MS1 | | | |
| 2.1 OVER-THE-RANGE MICROWAVE, CHEF CONNECT, PLATINUM GLASS | | | | CVM721M2NS5 |
| SPEEDCOOKING WALL OVENS | | | | |
| 27" 120V BUILT-IN ADVANTIUM® | CSB912P2NS1 | | | |
| 30" 120V BUILT-IN ADVANTIUM® | CSB913P2NS1 | CSB913P4NW2 | CSB913P3ND1 | CSB913M2NS5 |
| 30" 240V BUILT-IN ADVANTIUM® | CSB923P2NS1 | | | |
| COUNTERTOP MICROWAVE OVEN | | | | |
| 1.5 CU. FT. CONVECTION MICROWAVE OVEN | CEB515P2NSS | CEB515P4NWM | CEB515P3NDS | |
| 30" OPTIONAL BUILT-IN TRIM KIT FOR CEB 515 MODELS | CX152P2MSS | CX152P4MWM | CX152P3MDS | CX152M2NS5 |
| 30" OPTIONAL BUILT-IN TRIM KIT FOR CEB 515 MODELS | CX153P2MSS | CX153P4MWM | CX153P3MDS | CX153M2NS5 |
| ELECTRIC COOKTOPS | | | | |
| 30" INDUCTION COOKTOP, BLACK OR STAINLESS | CHP90302TSS | | CHP90301TBB | |
| 30" RADIANT COOKTOP, BLACK OR STAINLESS | CEP90302TSS | | CEP90301TBB | |
| 36" INDUCTION COOKTOP, BLACK OR STAINLESS | CHP90362TSS | | CHP90361TBB | |
| 36" RADIANT COOKTOP, BLACK OR STAINLESS | CEP90362TSS | | CEP90361TBB | |
| ELECTRIC RANGES | | | | |
| 30" SLIDE-IN, DOUBLE OVEN, SELF CLEAN, RADIANT, CONVECTION | CES750P3MD1 | CES750P4MW2 | | |
| 30" SLIDE-IN INDUCTION, CONVECTION, IN-OVEN CAMERA | CHS90XP2MS1 | | | |
| 30" SLIDE-IN INDUCTION, CONVECTION, IN-OVEN CAMERA , PLATINUM GLASS | | | | CHS90XM2NS5 |
| 30" SLIDE-IN INDUCTION, DOUBLE OVEN, CONVECTION, IN-OVEN CAMERA | CHS950P2MS1 | CHS950P4MW2 | CHS950P3MD1* | |
| 30" SLIDE-IN, SELF CLEAN, INDUCTION, CONVECTION, WARMING DRAWER | CHS900P2MS1 | CHS900P4MW4 | | |
| 30" SLIDE-IN SELF CLEAN, RADIANT, CONVECTION | CES700P2MS1 | CES700P4MW2 | CES700P3MD1 | |
| ELECTRIC WALL OVENS | | | | |
| 27" DOUBLE ELECTRIC WALL OVEN | CKD70DP2NS1 | | | |
| 27" SINGLE ELECTRIC WALL OVEN | CKS70DP2NS1 | | | |
| 30" DOUBLE ELECTRIC FRENCH-DOOR WALL OVEN, IN-OVEN CAMERA | CTD90FP2NS1 | CTD90FP4NW2 | CTD90FP3ND1 | |
| 30" DOUBLE ELECTRIC WALL OVEN, CONVECTION | CTD70DP2NS1 | | | |
| 30" DOUBLE ELECTRIC WALL OVEN, CONVECTION, IN-OVEN CAMERA | CTD90DP2NS1 | CTD90DP4NW2 | CTD90DP3ND1 | |
| 30" ELECTRIC WALL OVEN, CONVECTION, ADVANTIUM® | CTC912P2NS1 | | | |
| 30" SINGLE ELECTRIC FRENCH-DOOR WALL OVEN | CTS90FP2NS1 | CTS90FP4NW2 | CTS90FP3ND1 | |
| 30" SINGLE ELECTRIC WALL OVEN, CONVECTION | CTS70DP2NS1 | | | CTS70DM2NS5 |
| 30" SINGLE ELECTRIC WALL OVEN, CONVECTION, IN-OVEN CAMERA | CTS90DP2NS1 | CTS90DP4NW2 | CTS90DP3ND1 | |
| 30" SINGLE TWIN-FLEX WALL OVEN, PLATINUM GLASS | | | | CTS92DM2NS5 |
| GAS COOKTOPS | | | | |
| 30" GAS COOKTOP | CGP70302NS1 | | | |
| 30" GAS COOKTOP, GRIDDLE | CGP95302MS1 | | | |
| 36" GAS COOKTOP | CGP70362NS1 | | | |
| 36" GAS COOKTOP, GRIDDLE | CGP95362MS1 | | | |
| GAS RANGES | | | | |
| 30" SLIDE-IN DUAL FUEL CONVECTION, WARMING DRAWER | C2S900P2MS1 | | | |
| 30" SLIDE-IN DUAL FUEL, DOUBLE OVEN, CONVECTION, WARMING DRAWER | C2S950P2MS1 | | C2S950P3MD1 | |
| 30" SLIDE-IN SELF CLEAN, DOUBLE OVEN CONVECTION | CGS750P2MS1 | CGS750P4MW2 | | |
| 30" SLIDE-IN SELF CLEAN, RADIANT, CONVECTION | CGS700P2MS1 | CGS700P4MW2 | CGS700P3MD1 | CGS700M2NS5 |
| COOKING WARMING DRAWER | | | | |
| 30" WARMING DRAWER | CTW900P2PS1 | CTW900P4PW2 | CTW900P3PD1 | |

| | Stainless | Matte White | Matte Black | Platinum Glass |
|---|-------------|-------------|-------------|----------------|
| COMMERCIAL-STYLE GAS RANGETOPS | | | | |
| 36" RANGETOP, 6 BURNER | CGU366P2TS1 | CGU366P4TW2 | CGU366P3TD1 | |
| 36" RANGETOP, 6 BURNER | CGU366P3TS1 | CGU366P3TW2 | CGU366P3TD1 | |
| 36" RANGETOP, 6 BURNER | CGU366P4TS1 | CGU366P4TW2 | CGU366P4TD1 | |
| 48" RANGETOP, 6 BURNER, GRIDDLE | CGU486P2TS1 | CGU486P4TW2 | CGU486P3TD1 | |
| 48" RANGETOP, 6 BURNER, GRIDDLE | CGU486P3TS1 | CGU486P3TW2 | CGU486P3TD1 | |
| 48" RANGETOP, 6 BURNER, GRIDDLE | CGU486P4TS1 | CGU486P4TW2 | CGU486P4TD1 | |
| COMMERCIAL-STYLE RANGES | | | | |
| 36" ALL GAS, 6 BURNER | CGY366P2TS1 | CGY366P4TW2 | CGY366P3TD1 | |
| 36" ALL GAS, 6 BURNER | CGY366P3TS1 | CGY366P3TW2 | CGY366P3TD1 | |
| 36" ALL GAS, 6 BURNER | CGY366P4TS1 | CGY366P4TW2 | CGY366P4TD1 | |
| 36" DUAL FUEL, 6 BURNER | C2Y366P2TS1 | C2Y366P4TW2 | C2Y366P3TD1 | |
| 36" DUAL FUEL, 6 BURNER | C2Y366P3TS1 | C2Y366P3TW2 | C2Y366P3TD1 | |
| 36" DUAL FUEL, 6 BURNER | C2Y366P4TS1 | C2Y366P4TW2 | C2Y366P4TD1 | |
| 48" DUAL FUEL, 6 BURNER, GRIDDLE | C2Y486P2TS1 | C2Y486P4TW2 | C2Y486P3TD1 | |
| 48" DUAL FUEL, 6 BURNER, GRIDDLE | C2Y486P3TS1 | C2Y486P3TW2 | C2Y486P3TD1 | |
| 48" DUAL FUEL, 6 BURNER, GRIDDLE | C2Y486P4TS1 | C2Y486P4TW2 | C2Y486P4TD1 | |
| HOODS | | | | |
| 30" COMMERCIAL HOOD | | CVW93044PWM | CVW93043PDS | |
| 30" COMMERCIAL STYLE VENT HOOD | UVW93042PSS | | | |
| 30" CUSTOM INSERT | UVC9300SLSS | | | |
| 30" DESIGNER WALL MOUNT CHIMNEY VENT HOOD | UVW8301SLSS | | | |
| 30" DESIGNER WALL MOUNT VENT HOOD | UVW8364SPSS | | | |
| 30" SMART DESIGNER CHIMNEY WALL MOUNT - PERIMETER VENT HOOD | UVW9301SLSS | | | |
| 30" WALL-MOUNT CHIMNEY HOOD | UVW7301SWSS | | | |
| 30" WALL MOUNT GLASS CANOPY CHIMNEY HOOD | CVW73012MSS | CVW73014MWM | | |
| 36" COMMERCIAL HOOD | | CVW93644PWM | CVW93643PDS | |
| 36" COMMERCIAL STYLE VENT HOOD | UVW93642PSS | | | |
| 36" CUSTOM INSERT | UVC9360SLSS | | | |
| 36" DESIGNER WALL MOUNT CHIMNEY VENT HOOD | UVW8361SLSS | | | |
| 36" DESIGNER WALL MOUNT VENT HOOD | UVW8304SPSS | | | |
| 36" ISLAND-MOUNT CHIMNEY HOOD | UVI7361SWSS | | | |
| 36" SMART DESIGNER CHIMNEY WALL MOUNT - PERIMETER VENT HOOD | UVW9361SLSS | | | |
| 36" WALL-MOUNT CHIMNEY HOOD | UVW7361SWSS | | | |
| 36" WALL MOUNT GLASS CANOPY CHIMNEY HOOD | CVW73612MSS | CVW73614MWM | | |
| 42" CUSTOM INSERT | UVC9420SLSS | | | |
| 48" COMMERCIAL STYLE HOOD | UVW9484SPSS | | | |
| 48" CUSTOM INSERT | UVC9480SLSS | | | |
| ESPRESSO MACHINES | | | | |
| AFFETTO AUTOMATIC ESPRESSO MACHINE | C7CEBS2RS3 | C7CEBAS4RW3 | C7CEBAS3RD3 | |
| BELISSIMO SEMI AUTOMATIC ESPRESSO MACHINE + FROTHER | C7CESAS2RS3 | C7CESAS4RW3 | C7CESAS2RS3 | |
| COFFEE MAKERS | | | | |
| SPECIALTY DRIP | C7CDAAS2PS3 | C7CDAAS4PW3 | C7CDAAS3PD3 | |
| SPECIALTY DRIP, GLASS CARAFE | C7CDABS2RS3 | C7CDABS4RW3 | C7CDABS3RD3 | |
| SPECIALTY GRIND & BREW, THERMAL CARAFE | C7CGAAS2TS3 | C7CGAAS4TW3 | C7CGAAS3TD3 | |
| COUTURE OVEN | | | | |
| COUTURE OVEN, AIR FRY | C9OAAAS2RS3 | C9OAAAS4RW3 | C9OAAAS3RD3 | |
| TOASTER | | | | |
| EXPRESS FINISH TOASTER | C9TM2S2PS3 | C9TMA2S4PW3 | C9TMA2S3PD3 | |



Stainless Steel

Brushed Bronze

Brushed Black

Brushed Copper

Flat Black

Brushed Brass

THE HARDWARE Customization Guide

Keep your original hardware included with your Café customizable appliance
or choose a different finish, that reflects your kitchen style.*

| | MODEL | BRUSHED STAINLESS KIT (SS) | BRUSHED BRONZE KIT (BZ) | BRUSHED BLACK KIT (BT) | BRUSHED COPPER KIT (CU) | NEW! FLAT BLACK KIT (FB) | NEW! BRUSHED BRASS KIT (CG) |
|--|-------------|----------------------------|-------------------------|------------------------|-------------------------|--------------------------|-----------------------------|
| BOTTOM- FREEZER REFRIGERATION | | | | | | | |
| 19 CU. FT. 33", COUNTER-DEPTH REFRIGERATOR, INTERNAL DISPENSER | CWE19SP2NS1 | INCLUDED | CXMA3H3PNBZ | CXMA3H3PNBT | CXMA3H3PNCU | CXMA3H3PNFB | CXMA3H3PNCG |
| 19 CU. FT. 33", COUNTER-DEPTH REFRIGERATOR, INTERNAL DISPENSER | CWE19SP3ND1 | INCLUDED | CXMA3H3PNBZ | CXMA3H3PNBT | CXMA3H3PNCU | CXMA3H3PNFB | CXMA3H3PNCG |
| 19 CU. FT. 33", COUNTER-DEPTH REFRIGERATOR, INTERNAL DISPENSER | CWE19SP4NW2 | CXMA3H3PNSS | INCLUDED | CXMA3H3PNBT | CXMA3H3PNCU | CXMA3H3PNFB | CXMA3H3PNCG |
| 23 CU. FT. FRENCH-DOOR REFERIGERATOR | CWE23SP2MS1 | INCLUDED | CXLB3H3PMBZ | CXLB3H3PMBT | CXLB3H3PMCU | CXLB3H3PMFB | CXLB3H3PMCG |
| 28 CU. FT. 4-DOOR REFRIGERATOR | CQE28DM5NS5 | INCLUDED | CXQB4H4PNBZ | CXQB4H4PNBT | CXQB4H4PNCU | CXQB4H4PNFB | CXQB4H4PNCG |
| 28 CU. FT. 4-DOOR REFRIGERATOR | CVE28DP3ND1 | INCLUDED | CXQB4H4PNBZ | CXQB4H4PNBT | CXQB4H4PNCU | CXQB4H4PNFB | CXQB4H4PNCG |

| | MODEL | BRUSHED STAINLESS KIT (SS) | BRUSHED BRONZE KIT (BZ) | BRUSHED BLACK KIT (BT) | BRUSHED COPPER KIT (CU) | NEW! FLAT BLACK KIT (FB) | NEW! BRUSHED BRASS KIT (CG) |
|---|-------------|----------------------------|-------------------------|------------------------|-------------------------|--------------------------|-----------------------------|
| BOTTOM- FREEZER REFRIGERATION (CONT.) | | | | | | | |
| 28 CU. FT. FRENCH-DOOR REFRIGERATOR, HOT WATER DISPENSER | CFE28TP2MS1 | INCLUDED | CXLB3H3PMBZ | CXLB3H3PMBT | CXLB3H3PMCU | CXLB3H3PMFB | CXLB3H3PMCG |
| 28 CU. FT. FRENCH-DOOR REFRIGERATOR, HOT WATER DISPENSER | CFE28TP3MD1 | INCLUDED | CXLB3H3PMBZ | CXLB3H3PMBT | CXLB3H3PMCU | CXLB3H3PMFB | CXLB3H3PMCG |
| 28 CU. FT. FRENCH-DOOR REFRIGERATOR, HOT WATER DISPENSER | CFE28TP4MW2 | CXLB3H3PMSS | INCLUDED | CXLB3H3PMBT | CXLB3H3PMCU | CXLB3H3PMFB | CXLB3H3PMCG |
| 28 CU. FT. FRENCH-DOOR REFRIGERATOR, KEURIG K CUP | CFE28UP2MS1 | INCLUDED | CXLB3H3PMBZ | CXLB3H3PMBT | CXLB3H3PMCU | CXLB3H3PMFB | CXLB3H3PMCG |
| 29 CU. FT. 4-DOOR REFRIGERATOR, DUAL DISPENSE | CGE29DP2TS1 | INCLUDED | CXQB4H4PNBZ | CXQB4H4PNBT | CXQB4H4PNCU | CXQB4H4PNFB | CXQB4H4PNCG |
| 29 CU. FT. 4-DOOR REFRIGERATOR, DUAL DISPENSE | CGE29DP3TD1 | INCLUDED | CXQB4H4PNBZ | CXQB4H4PNBT | CXQB4H4PNCU | CXQB4H4PNFB | CXQB4H4PNCG |
| 29 CU. FT. 4-DOOR REFRIGERATOR, DUAL DISPENSE | CGE29DP4TW2 | CXQB4H4PNSS | INCLUDED | CXQB4H4PNBT | CXQB4H4PNCU | CXQB4H4PNFB | CXQB4H4PNCG |
| 22 CU. FT. 4-DOOR COUNTER-DEPTH REFRIGERATOR | CXE22DP2PS1 | INCLUDED | CXQB4H4PNBZ | CXQB4H4PNBT | CXQB4H4PNCU | CXQB4H4PNFB | CXQB4H4PNCG |
| 22 CU. FT. 4-DOOR COUNTER-DEPTH REFRIGERATOR | CXE22DP3PD1 | INCLUDED | CXQB4H4PNBZ | CXQB4H4PNBT | CXQB4H4PNCU | CXQB4H4PNFB | CXQB4H4PNCG |
| 22 CU. FT. 4-DOOR COUNTER-DEPTH REFRIGERATOR | CXE22DP4PW2 | CXQB4H4PNSS | INCLUDED | CXQB4H4PNBT | CXQB4H4PNCU | CXQB4H4PNFB | CXQB4H4PNCG |
| 22 CU. FT. COUNTER-DEPTH REFRIGERATOR, EXTERNAL ICE & WATER | CYE22TP2MS1 | INCLUDED | CXLB3H3PMBZ | CXLB3H3PMBT | CXLB3H3PMCU | CXLB3H3PMFB | CXLB3H3PMCG |
| 22 CU. FT. COUNTER-DEPTH REFRIGERATOR, EXTERNAL ICE & WATER | CYE22TP3MD1 | INCLUDED | CXLB3H3PMBZ | CXLB3H3PMBT | CXLB3H3PMCU | CXLB3H3PMFB | CXLB3H3PMCG |
| 22 CU. FT. COUNTER-DEPTH REFRIGERATOR, EXTERNAL ICE & WATER | CYE22TP4MW2 | CXLB3H3PMSS | INCLUDED | CXLB3H3PMBT | CXLB3H3PMCU | CXLB3H3PMFB | CXLB3H3PMCG |
| 22 CU. FT. COUNTER-DEPTH REFRIGERATOR, EXTERNAL ICE & WATER, KEURIG K CUP | CYE22UP2MS1 | INCLUDED | CXLB3H3PMBZ | CXLB3H3PMBT | CXLB3H3PMCU | CXLB3H3PMFB | CXLB3H3PMCG |
| 23 CU. FT. FRENCH-DOOR REFERIGERATOR | CWE23SP3MD1 | INCLUDED | CXLB3H3PMBZ | CXLB3H3PMBT | CXLB3H3PMCU | CXLB3H3PMFB | CXLB3H3PMCG |
| 23 CU. FT. FRENCH-DOOR REFERIGERATOR | CWE23SP4MW2 | CXLB3H3PMSS | INCLUDED | CXLB3H3PMBT | CXLB3H3PMCU | CXLB3H3PMFB | CXLB3H3PMCG |
| BUILT-IN REFRIGERATION | | | | | | | |
| 36" INTEGRATED BOTTOM FREEZER, SINGLE DOOR, LEFT HINGE | CIC36LP2VS1 | INCLUDED | CXSB3H3PVBZ | CXSB3H3PVBT | CXSB3H3PVCU | CXSB3H3PVFB | CXSB3H3PVCG |
| 36" INTEGRATED BOTTOM FREEZER, SINGLE DOOR, RIGHT HINGE | CIC36RP2VS1 | INCLUDED | CXSB3H3PVBZ | CXSB3H3PVBT | CXSB3H3PVCU | CXSB3H3PVFB | CXSB3H3PVCG |
| 36" INTEGRATED FRENCH-DOOR BOTTOM FREEZER | CIP36NP2VS1 | INCLUDED | CXSB4H4PVBZ | CXSB4H4PVBT | CXSB4H4PVCU | CXSB4H4PVFB | CXSB4H4PVCG |
| 42" BUILT-IN SXS REFRIGERATOR, EXTERNAL ICE & WATER | CSB42YP2NS1 | INCLUDED | CXSS2H2PMBZ | CXSS2H2PMBT | CXSS2H2PMCU | CXSS2H2PMFB | CXSS2H2PMCG |
| 42" BUILT-IN SXS REFRIGERATOR, NON-DISPENSER | CSB42WP2NS1 | INCLUDED | CXSS2H2PMBZ | CXSS2H2PMBT | CXSS2H2PMCU | CXSS2H2PMFB | CXSS2H2PMCG |
| 48" BUILT-IN SXS REFRIGERATOR, EXTERNAL ICE & WATER | CSB48YP2NS1 | INCLUDED | CXSS2H2PMBZ | CXSS2H2PMBT | CXSS2H2PMCU | CXSS2H2PMFB | CXSS2H2PMCG |
| 48" BUILT-IN SXS REFRIGERATOR, NON-DISPENSER | CSB48WP2NS1 | INCLUDED | CXSS2H2PMBZ | CXSS2H2PMBT | CXSS2H2PMCU | CXSS2H2PMFB | CXSS2H2PMCG |

HARDWARE CUSTOMIZATION GUIDE (CONT.)


| | MODEL | BRUSHED STAINLESS KIT (SS) | BRUSHED BRONZE KIT (BZ) | BRUSHED BLACK KIT (BT) | BRUSHED COPPER KIT (CU) | NEW! FLAT BLACK KIT (FB) | NEW! BRUSHED BRASS KIT (CG) |
|--|-------------|----------------------------|-------------------------|------------------------|-------------------------|--------------------------|-----------------------------|
| SIDE-BY-SIDE REFRIGERATION | | | | | | | |
| 22" SXS, COUNTER-DEPTH REFRIGERATOR, EXTERNAL ICE & WATER | CZS22MP2NS1 | INCLUDED | CXMS2H2PNBZ | CXMS2H2PNBT | CXMS2H2PNCU | CXMS2H2PNFB | CXMS2H2PNCG |
| WINE RESERVES & BEVERAGE CENTERS | | | | | | | |
| UNDERCOUNTER BEVERAGE CENTER | CCP06BP2PS1 | INCLUDED | CXQWIH1PPBZ | CXQWIH1PPBT | CXQWIH1PPCU | CXQWIH1PPFB | CXQWIH1PPCG |
| UNDERCOUNTER BEVERAGE CENTER | CCP06BP3PD1 | INCLUDED | CXQWIH1PPBZ | CXQWIH1PPBT | CXQWIH1PPCU | CXQWIH1PPFB | CXQWIH1PPCG |
| UNDERCOUNTER BEVERAGE CENTER | CCP06BP4PW2 | CXQWIH1PPSS | INCLUDED | CXQWIH1PPBT | CXQWIH1PPCU | CXQWIH1PPFB | CXQWIH1PPCG |
| UNDERCOUNTER WINE CENTER | CCP06DP2PS1 | INCLUDED | CXQWIH1PPBZ | CXQWIH1PPBT | CXQWIH1PPCU | CXQWIH1PPFB | CXQWIH1PPCG |
| UNDERCOUNTER WINE CENTER | CCP06DP4PW2 | CXQWIH1PPSS | INCLUDED | CXQWIH1PPBT | CXQWIH1PPCU | CXQWIH1PPFB | CXQWIH1PPCG |
| ICEMAKERS | | | | | | | |
| ICEMAKER DOOR PANEL KIT | CK1UP150RD1 | CXQWIH1PPSS | INCLUDED | CXQWIH1PPBT | CXQWIH1PPCU | CXQWIH1PPFB | CXQWIH1PPCG |
| ICEMAKER DOOR PANEL KIT | CK1UP150RS1 | INCLUDED | CXQWIH1PPBZ | CXQWIH1PPBT | CXQWIH1PPCU | CXQWIH1PPFB | CXQWIH1PPCG |
| ICEMAKER DOOR PANEL KIT | CK1UP150RW2 | INCLUDED | CXQWIH1PPBZ | CXQWIH1PPBT | CXQWIH1PPCU | CXQWIH1PPFB | CXQWIH1PPCG |
| BUILT-IN DISHWASHERS | | | | | | | |
| NEW! CUSTOMFIT SMART DISHWASHER - ULTRA WASH & DRY, 42 DBA | CDT828P2VS1 | CXADTH1PVSS | CXADTH1PBZ | CXADTH1PVB | CXADTH1PVCU | CXADTH1PVFB | CXADTH1PVCG |
| NEW! CUSTOMFIT SMART DISHWASHER - ULTRA WASH TOP RACK AND DUAL CONVECTION ULTRA DRY, 44 DBA | CDT858P2VS1 | CXADTH1PVSS | CXADTH1PBZ | CXADTH1PVB | CXADTH1PVCU | CXADTH1PVFB | CXADTH1PVCG |
| NEW! CUSTOMFIT SMART DISHWASHER - ULTRA WASH TOP RACK, DUAL CONVECTION ULTRA DRY, LED LIGHTS, 39 DBA | CDT888P2VS1 | CXADTH1PVSS | CXADTH1PBZ | CXADTH1PVB | CXADTH1PVCU | CXADTH1PVFB | CXADTH1PVCG |
| TOP CONTROL DISHWASHER, SANITIZE, ULTRA WASH & DRY | CDT805P2NS1 | INCLUDED | CXADTH1PMBZ | CXADTH1PMBT | CXADTH1PMCU | CXADTH1PMFB | CXADTH1PMCG |
| TOP CONTROL DISHWASHER, SANITIZE, ULTRA WASH & DRY | CDT845P2NS1 | INCLUDED | CXADTH1PMBZ | CXADTH1PMBT | CXADTH1PMCU | CXADTH1PMFB | CXADTH1PMCG |
| TOP CONTROL DISHWASHER, SANITIZE, ULTRA WASH, DUAL ULTRA DRY | CDT845P3ND1 | INCLUDED | CXADTH1PMBZ | CXADTH1PMBT | CXADTH1PMCU | CXADTH1PMFB | CXADTH1PMCG |
| TOP CONTROL DISHWASHER, SANITIZE, ULTRA WASH, DUAL ULTRA DRY | CDT845P4NW2 | CXADTH1PMSS | INCLUDED | CXADTH1PMBT | CXADTH1PMCU | CXADTH1PMFB | CXADTH1PMCG |
| TOP CONTROL DISHWASHER, SANITIZE, ULTRA WASH, DUAL ULTRA DRY | CDT875P2NS1 | INCLUDED | CXADTH1PMBZ | CXADTH1PMBT | CXADTH1PMCU | CXADTH1PMFB | CXADTH1PMCG |
| TOP CONTROL DISHWASHER, SANITIZE, ULTRA WASH, DUAL ULTRA DRY | CDT875P4NW2 | CXADTH1PMSS | INCLUDED | CXADTH1PMBT | CXADTH1PMCU | CXADTH1PMFB | CXADTH1PMCG |
| DISHWASHER DRAWERS | | | | | | | |
| DOUBLE DRAWERS | CDD420P2TS1 | INCLUDED | CXQD2H2PNBZ | CXQD2H2PNBT | CXQD2H2PNCU | CXQD2H2PNFB | CXQD2H2PNCG |
| DOUBLE DRAWERS | CDD420P3TD1 | INCLUDED | CXQD2H2PNBZ | CXQD2H2PNBT | CXQD2H2PNCU | CXQD2H2PNFB | CXQD2H2PNCG |
| DOUBLE DRAWERS | CDD420P4TW2 | CXQD2H2PNSS | INCLUDED | CXQD2H2PNBT | CXQD2H2PNCU | CXQD2H2PNFB | CXQD2H2PNCG |
| SINGLE DRAWER | CDD220P2WS1 | CXADTH1PMSS | CXADTH1PMBZ | CXADTH1PMBT | CXADTH1PMCU | CXADTH1PMFB | CXADTH1PMCG |

| | MODEL | BRUSHED STAINLESS KIT (SS) | BRUSHED BRONZE KIT (BZ) | BRUSHED BLACK KIT (BT) | BRUSHED COPPER KIT (CU) | NEW! FLAT BLACK KIT (FB) | NEW! BRUSHED BRASS KIT (CG) |
|---|-------------|----------------------------|-------------------------|------------------------|-------------------------|--------------------------|-----------------------------|
| BUILT-IN MICROWAVES | | | | | | | |
| 30" BUILT-IN MICROWAVE, CONVECTION | CWB713P2NS1 | INCLUDED | CXB30HKPNBZ | CXB30HKPNBT | CXB30HKPNCU | CXB30HKPNFB | CXB30HKPNCG |
| OVER-THE-RANGE MICROWAVES | | | | | | | |
| 17 CU.FT. OVER-THE-RANGE MICROWAVE, CONVECTION, AIR FRY | CVM517P2RS1 | INCLUDED | CXOTRHKPMBZ | CXOTRHKPMBT | CXOTRHKPMCU | CXOTRHKPMFB | CXOTRHKPMCG |
| 17 CU.FT. OVER-THE-RANGE MICROWAVE, CONVECTION, AIR FRY | CVM517P3RD1 | INCLUDED | CXOTRHKPMBZ | CXOTRHKPMBT | CXOTRHKPMCU | CXOTRHKPMFB | CXOTRHKPMCG |
| 17 CU.FT. OVER-THE-RANGE MICROWAVE, CONVECTION, AIR FRY | CVM517P4RW2 | CXOTRHKPMSS | INCLUDED | CXOTRHKPMBT | CXOTRHKPMCU | CXOTRHKPMFB | CXOTRHKPMCG |
| 19 CU. FT. OVER-THE-RANGE MICROWAVE OVEN | CVM519P2PS1 | INCLUDED | CXOTRHKPMBZ | CXOTRHKPMBT | CXOTRHKPMCU | CXOTRHKPMFB | CXOTRHKPMCG |
| 2.1 CU. FT. OVER-THE-RANGE MICROWAVE, CHEF CONNECT | CVM521P2MS1 | INCLUDED | CXOTRHKPMBZ | CXOTRHKPMBT | CXOTRHKPMCU | CXOTRHKPMFB | CXOTRHKPMCG |
| SPEED COOKING WALL OVENS | | | | | | | |
| 27" 120V BUILT-IN ADVANTIUM® | CSB912P2NS1 | INCLUDED | CXWS7H0PNBZ | CXWS7H0PNBT | CXWS7H0PNCU | CXWS7H0PNFB | CXWS7H0PNCG |
| 30" 120V BUILT-IN ADVANTIUM® | CSB913P2NS1 | INCLUDED | CXWS0H0PMBZ | CXWS0H0PMBT | CXWS0H0PMCU | CXWS0H0PMFB | CXWS0H0PMCG |
| 30" 120V BUILT-IN ADVANTIUM® | CSB913P3ND1 | INCLUDED | CXWS0H0PMBZ | CXWS0H0PMBT | CXWS0H0PMCU | CXWS0H0PMFB | CXWS0H0PMCG |
| 30" 120V BUILT-IN ADVANTIUM® | CSB913P4NW2 | CXWS0H0PMSS | INCLUDED | CXWS0H0PMBT | CXWS0H0PMCU | CXWS0H0PMFB | CXWS0H0PMCG |
| 30" 240V BUILT-IN ADVANTIUM® | CSB923P2NS1 | INCLUDED | CXWS0H0PMBZ | CXWS0H0PMBT | CXWS0H0PMCU | CXWS0H0PMFB | CXWS0H0PMCG |
| ELECTRIC RANGES | | | | | | | |
| 30" SLIDE-IN, DOUBLE OVEN, SELF CLEAN, RADIANT, CONVECTION | CES750P2MS1 | INCLUDED | CXFCEHKPMBZ | CXFCEHKPMBT | CXFCEHKPMCU | CXFCEHKPMFB | CXFCEHKPMCG |
| 30" SLIDE-IN, DOUBLE OVEN, SELF CLEAN, RADIANT, CONVECTION | CES750P4MW2 | CXFCEHKPMSS | INCLUDED | CXFCEHKPMBT | CXFCEHKPMCU | CXFCEHKPMFB | CXFCEHKPMCG |
| 30" SLIDE-IN INDUCTION, CONVECTION, IN-OVEN CAMERA | CHS90XP2MS1 | INCLUDED | CXFCHHKPMBZ | CXFCHHKPMBT | CXFCHHKPMCU | CXFCHHKPMFB | CXFCHHKPMCG |
| 30" SLIDE-IN INDUCTION, DOUBLE OVEN, CONVECTION, IN-OVEN CAMERA | CHS950P2MS1 | INCLUDED | CXFCHHKPMBZ | CXFCHHKPMBT | CXFCHHKPMCU | CXFCHHKPMFB | CXFCHHKPMCG |
| 30" SLIDE-IN INDUCTION, DOUBLE OVEN, CONVECTION, IN-OVEN CAMERA | CHS950P4MW2 | CXFCHHKPMSS | INCLUDED | CXFCHHKPMBT | CXFCHHKPMCU | CXFCHHKPMFB | CXFCHHKPMCG |
| 30" SLIDE-IN, SELF CLEAN, INDUCTION, CONVECTION, WARMING DRAWER | CHS900P2MS1 | INCLUDED | CXFCHHKPMBZ | CXFCHHKPMBT | CXFCHHKPMCU | CXFCHHKPMFB | CXFCHHKPMCG |
| 30" SLIDE-IN, SELF CLEAN, INDUCTION, CONVECTION, WARMING DRAWER | CHS900P4MW2 | CXFCHHKPMSS | INCLUDED | CXFCHHKPMBT | CXFCHHKPMCU | CXFCHHKPMFB | CXFCHHKPMCG |
| 30" SLIDE-IN SELF CLEAN, RADIANT, CONVECTION | CES700P2MS1 | INCLUDED | CXFCEHKPMBZ | CXFCEHKPMBT | CXFCEHKPMCU | CXFCEHKPMFB | CXFCEHKPMCG |
| 30" SLIDE-IN SELF CLEAN, RADIANT, CONVECTION | CES700P3MD1 | INCLUDED | CXFCEHKPMBZ | CXFCEHKPMBT | CXFCEHKPMCU | CXFCEHKPMFB | CXFCEHKPMCG |
| 30" SLIDE-IN SELF CLEAN, RADIANT, CONVECTION | CES700P4MW2 | CXFCEHKPMSS | INCLUDED | CXFCEHKPMBT | CXFCEHKPMCU | CXFCEHKPMFB | CXFCEHKPMCG |

HARDWARE CUSTOMIZATION GUIDE (CONT.)

| | MODEL | BRUSHED STAINLESS KIT (SS) | BRUSHED BRONZE KIT (BZ) | BRUSHED BLACK KIT (BT) | BRUSHED COPPER KIT (CU) | NEW! FLAT BLACK KIT (FB) | NEW! BRUSHED BRASS KIT (CG) |
|---|-------------|----------------------------|-------------------------|------------------------|-------------------------|--------------------------|-----------------------------|
| ELECTRIC WALL OVENS | | | | | | | |
| 27" DOUBLE ELECTRIC WALL OVEN | CKD70DP2NS1 | INCLUDED | CXWS7H0PNBZ | CXWS7H0PNBT | CXWS7H0PNCU | CXWS7H0PNFB | CXWS7H0PNCG |
| 27" SINGLE ELECTRIC WALL OVEN | CKS70DP2NS1 | INCLUDED | CXWD7H0PNBZ | CXWD7H0PNBT | CXWD7H0PNCU | CXWD7H0PNFB | CXWD7H0PNCG |
| 30" DOUBLE ELECTRIC FRENCH-DOOR WALL OVEN, IN-OVEN CAMERA | CTD90FP2NS1 | INCLUDED | CXWDFHKPMBZ | CXWDFHKPMBT | CXWDFHKPMCU | CXWDFHKPMFB | CXWDFHKPMCG |
| 30" DOUBLE ELECTRIC FRENCH-DOOR WALL OVEN, IN-OVEN CAMERA | CTD90FP3ND1 | INCLUDED | CXWDFHKPMBZ | CXWDFHKPMBT | CXWDFHKPMCU | CXWDFHKPMFB | CXWDFHKPMCG |
| 30" DOUBLE ELECTRIC FRENCH-DOOR WALL OVEN, IN-OVEN CAMERA | CTD90FP4NW2 | CXWDFHKPMSS | INCLUDED | CXWDFHKPMBT | CXWDFHKPMCU | CXWDFHKPMFB | CXWDFHKPMCG |
| 30" DOUBLE ELECTRIC WALL OVEN, CONVECTION | CTD70DP2NS1 | INCLUDED | CXWD0H0PMBZ | CXWD0H0PMBT | CXWD0H0PMCU | CXWD0H0PMFB | CXWD0H0PMCG |
| 30" DOUBLE ELECTRIC WALL OVEN, CONVECTION, IN-OVEN CAMERA | CTD90DP2NS1 | INCLUDED | CXWD0H0PMBZ | CXWD0H0PMBT | CXWD0H0PMCU | CXWD0H0PMFB | CXWD0H0PMCG |
| 30" DOUBLE ELECTRIC WALL OVEN, CONVECTION, IN-OVEN CAMERA | CTD90DP3ND1 | INCLUDED | CXWD0H0PMBZ | CXWD0H0PMBT | CXWD0H0PMCU | CXWD0H0PMFB | CXWD0H0PMCG |
| 30" DOUBLE ELECTRIC WALL OVEN, CONVECTION, IN-OVEN CAMERA | CTD90DP4NW2 | CXWD0H0PMSS | INCLUDED | CXWD0H0PMBT | CXWD0H0PMCU | CXWD0H0PMFB | CXWD0H0PMCG |
| 30" DOUBLE ELECTRIC WALL OVEN, CONVECTION, IN-OVEN CAMERA | CTS90DP2NS1 | INCLUDED | CXWS0H0PMBZ | CXWS0H0PMBT | CXWS0H0PMCU | CXWS0H0PMFB | CXWS0H0PMCG |
| 30" DOUBLE ELECTRIC WALL OVEN, CONVECTION, IN-OVEN CAMERA | CTS90DP3ND1 | INCLUDED | CXWS0H0PMBZ | CXWS0H0PMBT | CXWS0H0PMCU | CXWS0H0PMFB | CXWS0H0PMCG |
| 30" DOUBLE ELECTRIC WALL OVEN, CONVECTION, IN-OVEN CAMERA | CTS90DP4NW2 | CXWS0H0PMSS | INCLUDED | CXWS0H0PMBT | CXWS0H0PMCU | CXWS0H0PMFB | CXWS0H0PMCG |
| 30" ELECTRIC WALL OVEN, CONVECTION, ADVANTUM® | CTC912P2NS1 | INCLUDED | CXWD0H0PMBZ | CXWD0H0PMBT | CXWD0H0PMCU | CXWD0H0PMFB | CXWD0H0PMCG |
| 30" SINGLE ELECTRIC FRENCH-DOOR WALL OVEN | CTS90FP2NS1 | INCLUDED | CXWSFH0PMBZ | CXWSFH0PMBT | CXWSFH0PMCU | CXWSFH0PMFB | CXWSFH0PMCG |
| 30" SINGLE ELECTRIC FRENCH-DOOR WALL OVEN | CTS90FP3ND1 | INCLUDED | CXWSFH0PMBZ | CXWSFH0PMBT | CXWSFH0PMCU | CXWSFH0PMFB | CXWSFH0PMCG |
| 30" SINGLE ELECTRIC FRENCH-DOOR WALL OVEN | CTS90FP4NW2 | CXWSFH0PMSS | INCLUDED | CXWSFH0PMBT | CXWSFH0PMCU | CXWSFH0PMFB | CXWSFH0PMCG |
| 30" SINGLE ELECTRIC WALL OVEN, CONVECTION | CTS70DP2NS1 | INCLUDED | CXWS0H0PMBZ | CXWS0H0PMBT | CXWS0H0PMCU | CXWS0H0PMFB | CXWS0H0PMCG |
| GAS COOKTOPS | | | | | | | |
| 30" GAS COOKTOP | CGP70302NS1 | INCLUDED | CXCG1K0PMBZ | CXCG1K0PMBT | CXCG1K0PMCU | CXCG1K0PMFB | CXCG1K0PMCG |
| 30" GAS COOKTOP | CGP70362NS1 | INCLUDED | CXCG1K0PMBZ | CXCG1K0PMBT | CXCG1K0PMCU | CXCG1K0PMFB | CXCG1K0PMCG |
| 30" GAS COOKTOP, GRIDDLE | CGP95302MS1 | INCLUDED | CXCG1K0PMBZ | CXCG1K0PMBT | CXCG1K0PMCU | CXCG1K0PMFB | CXCG1K0PMCG |
| 30" SLIDE-IN, SELF CLEAN, INDUCTION, CONVECTION, WARMING DRAWER | CHS900P4MW2 | CXFCHHKPMSS | INCLUDED | CXFCHHKPMBT | CXFCHHKPMCU | CXFCHHKPMFB | CXFCHHKPMCG |
| 36" GAS COOKTOP, GRIDDLE | CGP95362MS1 | INCLUDED | CXCG1K0PMBZ | CXCG1K0PMBT | CXCG1K0PMCU | CXCG1K0PMFB | CXCG1K0PMCG |

| | MODEL | BRUSHED STAINLESS KIT (SS) | BRUSHED BRONZE KIT (BZ) | BRUSHED BLACK KIT (BT) | BRUSHED COPPER KIT (CU) | NEW! FLAT BLACK KIT (FB) | NEW! BRUSHED BRASS KIT (CG) |
|--|-------------|----------------------------|-------------------------|------------------------|-------------------------|--------------------------|-----------------------------|
| GAS RANGES | | | | | | | |
| 30" SLIDE-IN, DUAL FUEL DOUBLE OVEN CONVECTION, WARMING DRAWER | C2S950P2MS1 | INCLUDED | CXFCGHKPMBZ | CXFCGHKPMBT | CXFCGHKPMCU | CXFCGHKPMFB | CXFCGHKPMCG |
| 30" SLIDE-IN, DUAL FUEL DOUBLE OVEN CONVECTION, WARMING DRAWER | C2S950P4MW2 | CXFCGHKPMSS | INCLUDED | CXFCGHKPMBT | CXFCGHKPMCU | CXFCGHKPMFB | CXFCGHKPMCG |
| 30" SLIDE-IN SELF CLEAN CONVECTION, WARMING DRAWER | C2S900P2MS1 | INCLUDED | CXFCGHKPMBZ | CXFCGHKPMBT | CXFCGHKPMCU | CXFCGHKPMFB | CXFCGHKPMCG |
| 30" SLIDE-IN SELF CLEAN DOUBLE OVEN CONVECTION | CGS750P2MS1 | INCLUDED | CXFCGHKPMBZ | CXFCGHKPMBT | CXFCGHKPMCU | CXFCGHKPMFB | CXFCGHKPMCG |
| 30" SLIDE-IN SELF CLEAN DOUBLE OVEN CONVECTION | CGS750P4MW2 | CXFCGHKPTSS | INCLUDED | CXFCGHKPMBT | CXFCGHKPMCU | CXFCGHKPMFB | CXFCGHKPMCG |
| 30" SLIDE-IN SELF CLEAN, CONVECTION | CGS700P2MS1 | INCLUDED | CXFCGHKPMBZ | CXFCGHKPMBT | CXFCGHKPMCU | CXFCGHKPMFB | CXFCGHKPMCG |
| 30" SLIDE-IN SELF CLEAN, CONVECTION | CGS700P3MD1 | INCLUDED | CXFCGHKPMBZ | CXFCGHKPMBT | CXFCGHKPMCU | CXFCGHKPMFB | CXFCGHKPMCG |
| 30" SLIDE-IN SELF CLEAN, CONVECTION | CGS700P4MW2 | CXFCGHKPMSS | INCLUDED | CXFCGHKPMBT | CXFCGHKPMCU | CXFCGHKPMFB | CXFCGHKPMCG |
| COMMERCIAL-STYLE GAS RANGETOPS | | | | | | | |
| 36" RANGETOP, 6 BURNER | CGU366P2TS1 | INCLUDED | CXPR6HKPTBZ | CXPR6HKPTBT | CXPR6HKPTCU | CXPR6HKPTFB | CXPR6HKPTCG |
| 36" RANGETOP, 6 BURNER | CGU366P3TD1 | INCLUDED | CXPR6HKPTBZ | CXPR6HKPTBT | CXPR6HKPTCU | CXPR6HKPTFB | CXPR6HKPTCG |
| 36" RANGETOP, 6 BURNER | CGU366P4TW2 | CXPR6HKPTSS | INCLUDED | CXPR6HKPTBT | CXPR6HKPTCU | CXPR6HKPTFB | CXPR6HKPTCG |
| 48" RANGETOP, 6 BURNER, GRIDDLE | CGU486P2TS1 | INCLUDED | CXPR8HKPTBZ | CXPR8HKPTBT | CXPR8HKPTCU | CXPR8HKPTFB | CXPR8HKPTCG |
| 48" RANGETOP, 6 BURNER, GRIDDLE | CGU486P3TD1 | INCLUDED | CXPR8HKPTBZ | CXPR8HKPTBT | CXPR8HKPTCU | CXPR8HKPTFB | CXPR8HKPTCG |
| 48" RANGETOP, 6 BURNER, GRIDDLE | CGU486P4TW2 | CXPR8HKPTSS | INCLUDED | CXPR8HKPTBT | CXPR8HKPTCU | CXPR8HKPTFB | CXPR8HKPTCG |
| COMMERCIAL-STYLE RANGES | | | | | | | |
| 36" ALL GAS, 6 BURNER | CGY366P2TS1 | INCLUDED | CXPR6HKPMBZ | CXPR6HKPTBT | CXPR6HKPTCU | CXPR6HKPTFB | CXPR6HKPTCG |
| 36" ALL GAS, 6 BURNER | CGY366P3TD1 | INCLUDED | CXPR6HKPTBZ | CXPR6HKPTBT | CXPR6HKPTCU | CXPR6HKPTFB | CXPR6HKPTCG |
| 36" ALL GAS, 6 BURNER | CGY366P4TW2 | CXPR6HKPTSS | INCLUDED | CXPR6HKPTBT | CXPR6HKPTCU | CXPR6HKPTFB | CXPR6HKPTCG |
| 36" DUAL FUEL, 6 BURNER | C2Y366P2TS1 | INCLUDED | CXPR6HKPTBZ | CXPR6HKPTBT | CXPR6HKPTCU | CXPR6HKPTFB | CXPR6HKPTCG |
| 36" DUAL FUEL, 6 BURNER | C2Y366P3TD1 | INCLUDED | CXPR6HKPTBZ | CXPR6HKPTBT | CXPR6HKPTCU | CXPR6HKPTFB | CXPR6HKPTCG |
| 36" DUAL FUEL, 6 BURNER | C2Y366P4TW2 | CXPR6HKPTSS | INCLUDED | CXPR6HKPTBT | CXPR6HKPTCU | CXPR6HKPTFB | CXPR6HKPTCG |
| 48" DUAL FUEL, 6 BURNER, GRIDDLE | C2Y486P2TS1 | INCLUDED | CXPR8HKPTBZ | CXPR8HKPTBT | CXPR8HKPTCU | CXPR8HKPTFB | CXPR8HKPTCG |
| 48" DUAL FUEL, 6 BURNER, GRIDDLE | C2Y486P3TD1 | INCLUDED | CXPR8HKPTBZ | CXPR8HKPTBT | CXPR8HKPTCU | CXPR8HKPTFB | CXPR8HKPTCG |



Visit us for further information on specs, features, and hardware options.

C A F É

DISTINCT BY DESIGN™

CafeAppliances.com

[@cafeappliances](https://www.instagram.com/cafeappliances)

